

Scaled data based on original data using
LM-79-08 Approved Method: Electrical and Photometric Measurements of Solid-
State Lighting Products

Test Report Prepared for
Cooper Lighting Solutions
(formerly Eaton)

Brand: McGRAW-EDISON

Report Number: P227332

Luminaire Tested: **ISW-AF-1000-LED-E1-SLR-7060**

Issue Date: 3/3/2020

Test Information

Test Method: LM-79-08
Report Number: P227332
TEST IS SCALED FROM IESNA LM-79-08 TEST DATA (P35948)
Test Lab: INNOVATION CENTER-P3
Issue Date: 3/3/2020
Manufacturer: COOPER LIGHTING SOLUTIONS (FORMERLY EATON)
Product Line: MCGRAW-EDISON
Catalog Number: ISW-AF-1000-LED-E1-SLR-7060
Description: IMPACT ELITE LED WEDGE LUMINAIRE
LIGHT SQUARE WITH ACCULED OPTICS-90° SPILL LIGHT ELIMINATOR RIGHT
Light Source: (16) 5700K CCT, 70 CRI LEDs
Ballast/Driver: ELECTRONIC DRIVER

Summary

Lumens per Lamp: N/A
Luminaire Lumens: 5221.6 lumens
Efficiency: N/A
Efficacy: 95.6 lumens/watt
Luminous Opening: Rectangular (W 0.5' x L: 0.5' x H: 0')
IES Classification: Type IV - Short - Non-Cutoff
BUG Rating: B1 - U1 - G2

Input Watts (W): 54.6
Input Voltage (V): 120
Input Current (Ain): NR
Voltage Rise (V): NR
Power Factor: NR
Total Harmonic Distortion (THDi): NR
Frequency (hertz): 60
Stabilization Time: NR
Operation Time: NR
Ambient Temperature (°C): NR
Test Distance: 25 FT

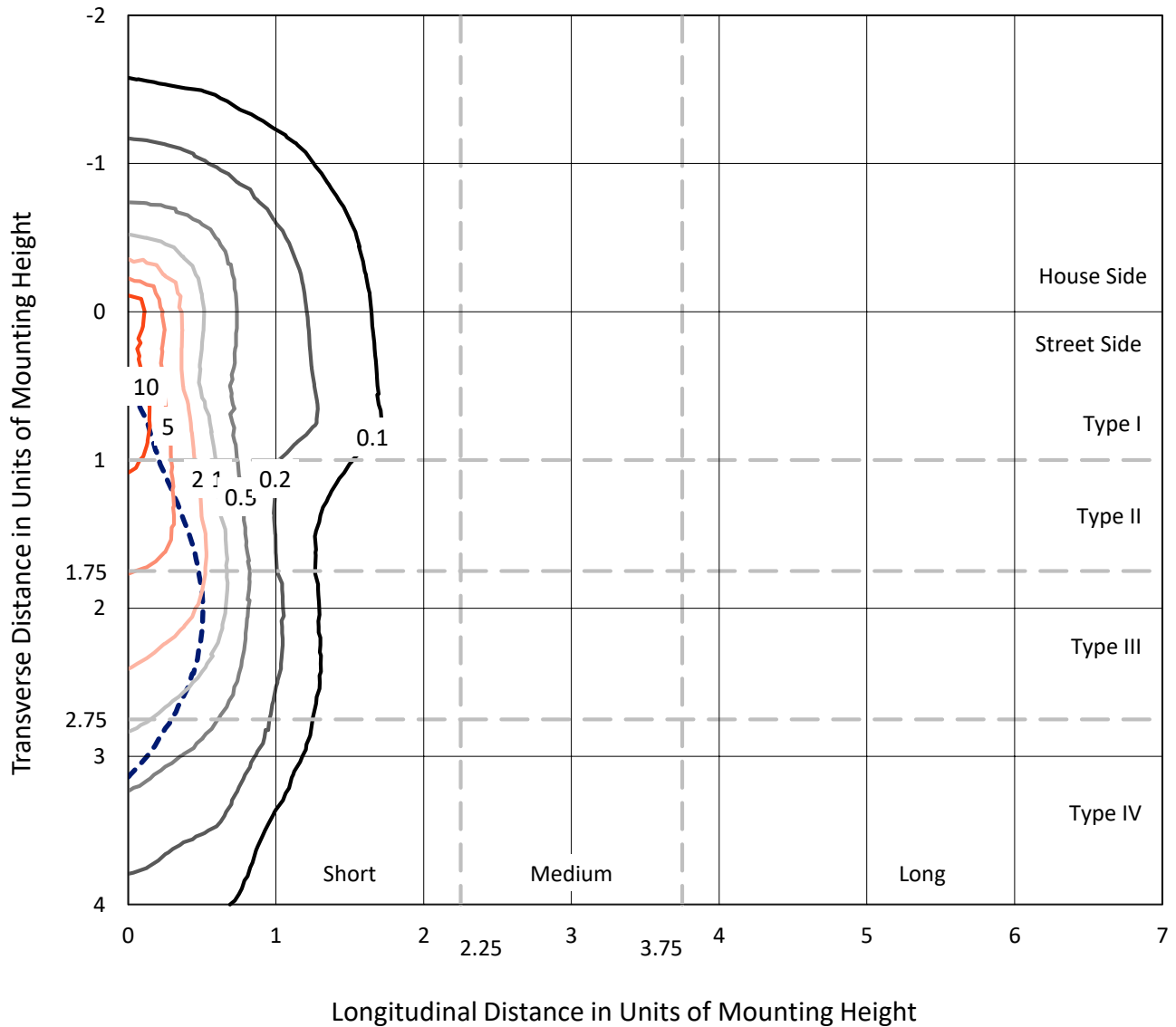


REPORT NUMBER: P227332

CATALOG NUMBER: ISW-AF-1000-LED-E1-SLR-7060

Iso-Footcandle Lines of Horizontal Illumination

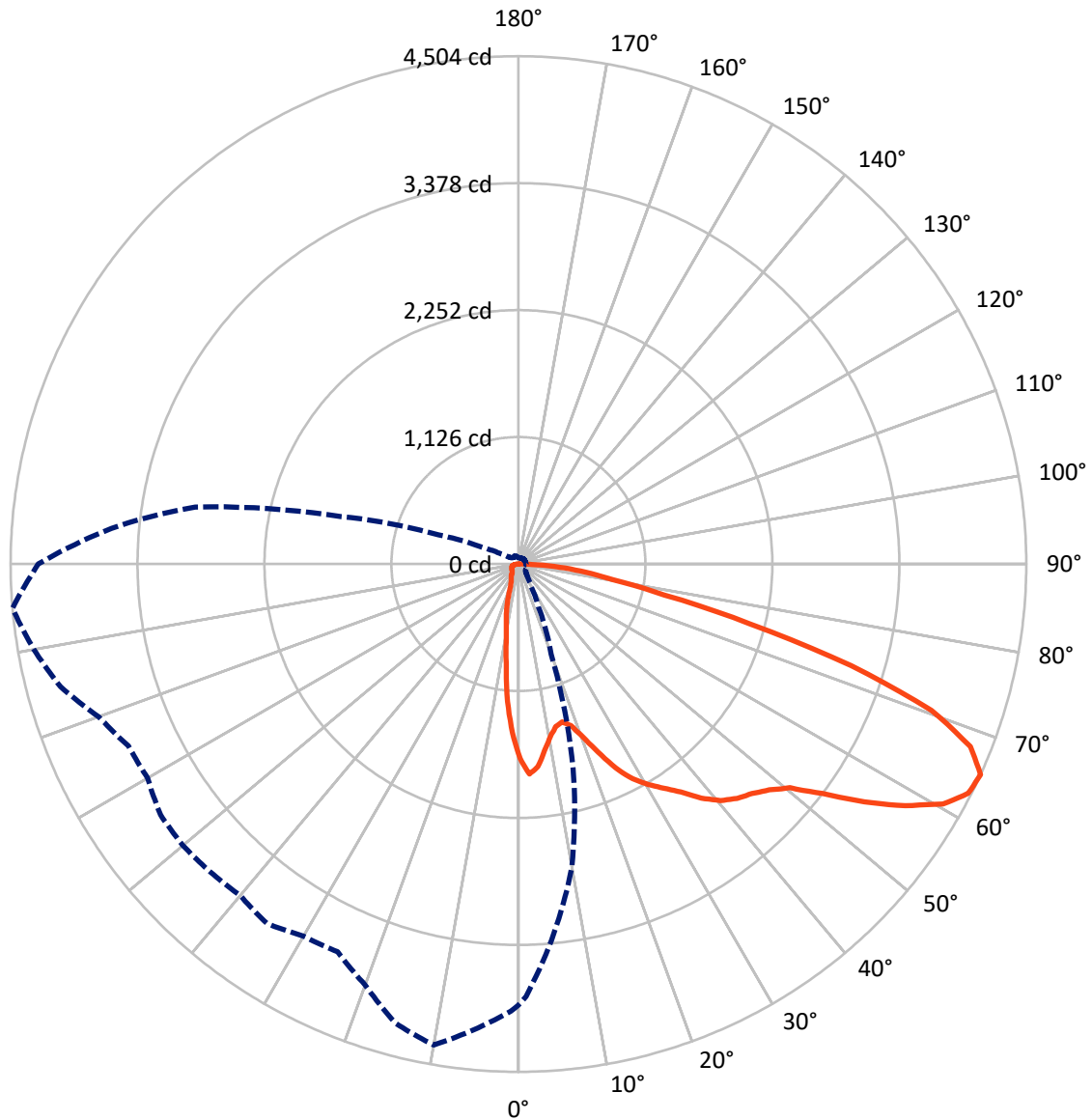
× Max cd
 - - - 1/2 Max cd



Based on 10 foot mounting height. Maximum calculated value = 17.2 fc
 Type IV - Short - Non-Cutoff

REPORT NUMBER: P227332
CATALOG NUMBER: ISW-AF-1000-LED-E1-SLR-7060

Luminous Intensity Polar Plot



— Vertical Plane Through 275-Deg Lateral - - - Horizontal Cone Through 65-Deg Vertical

REPORT NUMBER: P227332

CATALOG NUMBER: ISW-AF-1000-LED-E1-SLR-7060

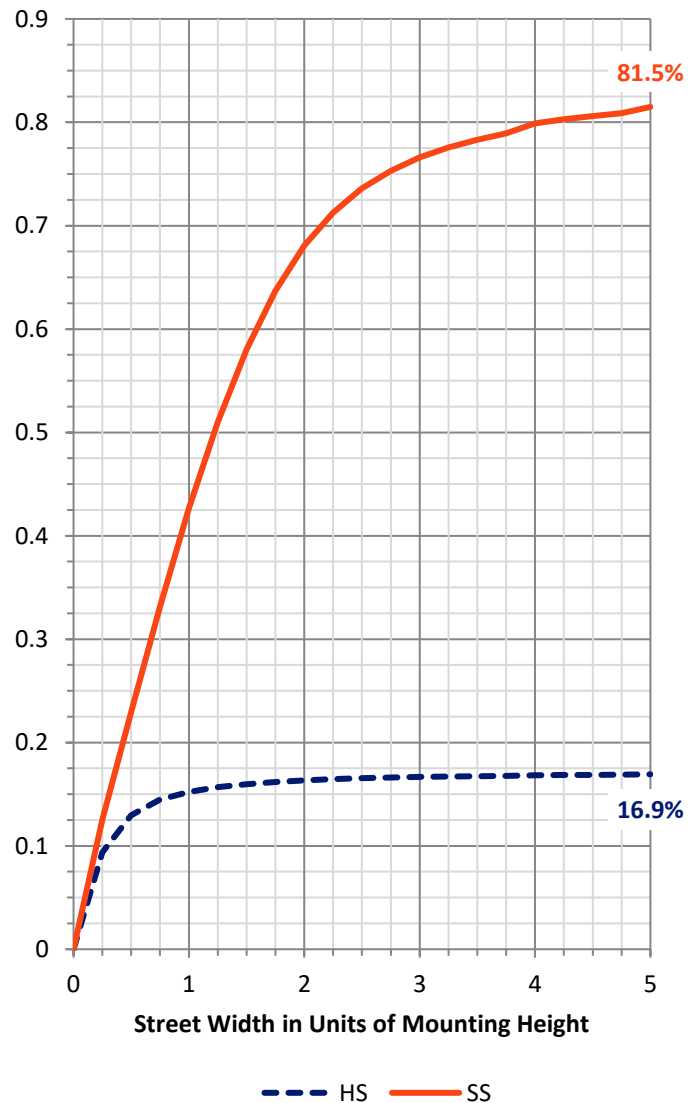
FLUX DISTRIBUTION:

		Downward	Upward	Total
House Side	Lumens	895.7	0.0	895.7
	% Fixture	17.2	0.0	17.2
Street Side	Lumens	4325.7	0.2	4325.9
	% Fixture	82.8	0.0	82.8
Total	Lumens	5221.3	0.2	5221.6
	% Fixture	100.0	0.0	100.0

Coefficient of Utilization

ZONAL LUMENS:

Zone	Lumens	% Fixture
0°-10°	127.8	2.4
10°-20°	245.9	4.7
20°-30°	350.6	6.7
30°-40°	508.7	9.7
40°-50°	727.7	13.9
50°-60°	1117.3	21.4
60°-70°	1293.2	24.8
70°-80°	659.7	12.6
80°-90°	190.4	3.6
90°-100°	0.2	0.0
100°-110°	0.0	0.0
110°-120°	0.0	0.0
120°-130°	0.0	0.0
130°-140°	0.0	0.0
140°-150°	0.0	0.0
150°-160°	0.0	0.0
160°-170°	0.0	0.0
170°-180°	0.0	0.0
0°-90°	5221.3	100.0
0°-180°	5221.6	100.0



REPORT NUMBER: P227332

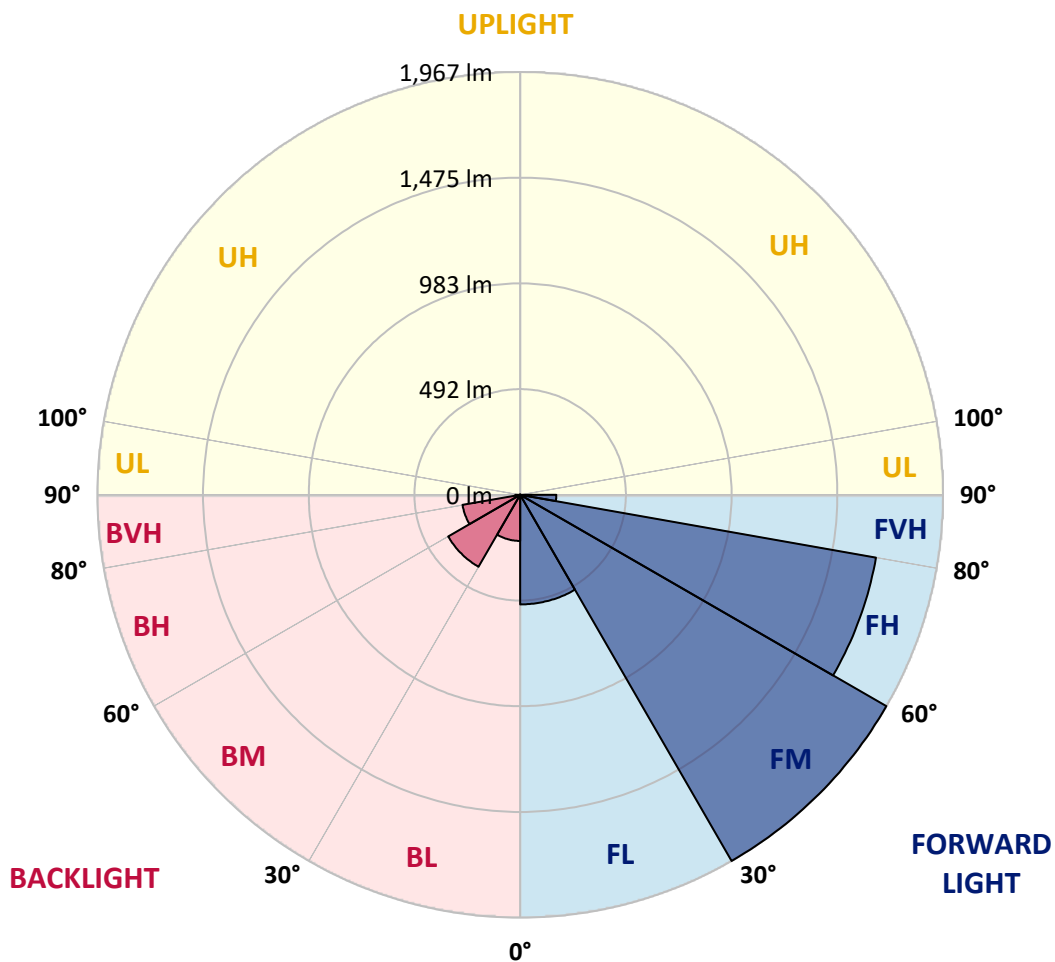
CATALOG NUMBER: ISW-AF-1000-LED-E1-SLR-7060

LUMINAIRE CLASSIFICATION SYSTEM LUMEN TABLE AND BUG RATING:

Zone		Lumens	% Fixture	Zone Rating/Lumen Limit		
				B	U	G
FL	(0°-30°)	509.9	9.8			
FM	(30°-60°)	1966.9	37.7			
FH	(60°-80°)	1680.5	32.2			G1/1800
FVH	(80°-90°)	168.3	3.2			G2/225
BL	(0°-30°)	214.4	4.1	B1/500		
BM	(30°-60°)	386.7	7.4	B1/1000		
BH	(60°-80°)	272.4	5.2	B1/500		G1/500
BVH	(80°-90°)	22.1	0.4			G1/100
UL	(90°-100°)	0.2	0.0		U1/10	
UH	(100°-180°)	0.0	0.0		U1/10	

BUG Rating: B1-U1-G2

Type IV Short





REPORT NUMBER: P227332

CATALOG NUMBER: ISW-AF-1000-LED-E1-SLR-7060

CANDELA DISTRIBUTION (FULL):

	0°	1°	5°	10°	15°	20°	25°	30°	35°	40°	45°
0°	1725.0	1725.0	1725.0	1725.0	1725.0	1725.0	1725.0	1725.0	1725.0	1725.0	1725.0
2.5°	1785.6	1775.1	1761.9	1739.0	1718.8	1689.8	1682.8	1646.8	1623.9	1629.2	1587.9
5°	1676.7	1670.5	1638.0	1587.0	1553.6	1487.7	1449.9	1430.6	1376.1	1369.1	1354.2
7.5°	1523.8	1505.3	1452.6	1389.3	1332.2	1283.9	1223.2	1176.6	1135.3	1109.9	1065.0
10°	1392.8	1373.5	1316.4	1239.0	1170.5	1102.8	1053.6	993.0	934.1	888.4	852.4
12.5°	1329.6	1308.5	1241.7	1152.0	1075.6	991.2	921.8	862.1	829.5	806.7	776.8
15°	1354.2	1323.4	1243.4	1136.2	1041.3	951.7	877.9	813.7	775.1	739.9	704.8
17.5°	1453.5	1415.7	1324.3	1195.1	1063.3	947.3	841.8	768.9	707.4	654.7	607.2
20°	1623.9	1595.8	1463.1	1282.1	1110.7	949.9	811.1	715.3	640.6	573.8	510.6
22.5°	1823.4	1781.2	1651.2	1399.9	1171.4	965.7	791.8	670.5	581.7	492.1	423.6
25°	2032.6	2000.0	1827.8	1558.0	1264.5	998.3	776.8	630.9	512.3	413.0	337.4
27.5°	2201.3	2172.3	2001.8	1710.1	1349.8	1026.4	754.8	593.2	457.0	337.4	254.0
30°	2339.2	2314.6	2136.2	1834.8	1453.5	1036.0	724.1	549.2	395.4	272.4	210.0
32.5°	2493.9	2466.7	2265.4	1921.8	1500.0	1027.3	688.9	507.9	346.2	240.8	180.1
35°	2663.5	2631.9	2409.5	2015.9	1538.7	996.5	659.1	478.0	322.5	218.8	159.9
37.5°	2814.6	2794.4	2539.6	2109.0	1582.6	945.5	630.1	445.5	306.7	203.0	144.1
40°	2932.4	2927.1	2683.7	2186.3	1616.9	908.6	606.3	420.0	286.5	196.8	138.8
42.5°	3027.3	3025.5	2801.5	2255.8	1625.7	876.1	587.9	397.2	268.0	181.9	141.5
45°	3118.7	3117.8	2915.7	2352.4	1631.8	877.9	573.8	383.1	252.2	172.2	133.6
47.5°	3205.7	3218.9	3035.2	2486.9	1696.9	907.8	568.6	370.0	239.9	161.7	126.5
50°	3351.6	3338.4	3224.1	2668.8	1801.4	965.7	559.8	358.5	228.5	152.0	119.5
52.5°	3628.4	3613.4	3511.5	2912.2	1915.7	1025.5	548.3	342.7	215.3	141.5	111.6
55°	3966.7	3986.9	3845.4	3208.3	2071.2	1075.6	536.0	321.6	197.7	129.2	106.3
57.5°	4165.3	4148.6	3986.9	3378.8	2167.0	1101.1	528.1	297.0	170.5	118.6	101.1
59°	4211.9	4183.7	3963.2	3407.8	2192.5	1088.8	523.7	273.3	156.4	113.4	98.4
60°	4207.5	4173.2	3925.4	3389.3	2199.5	1073.8	516.7	259.2	148.5	110.7	97.5
62.5°	4116.9	4063.3	3711.0	3166.1	2101.1	999.1	487.7	225.8	138.0	107.2	92.3
65°	3911.3	3835.7	3350.7	2730.3	1875.3	850.6	421.8	213.5	140.6	105.5	88.8
67.5°	3556.3	3495.7	2887.6	2259.3	1494.8	687.2	364.7	208.3	144.1	107.2	83.5
70°	2892.8	2841.0	2253.1	1691.6	1119.5	546.6	331.3	205.6	141.5	102.8	79.1
72.5°	2040.5	1950.8	1497.4	1184.6	710.0	439.4	287.4	194.2	138.0	99.3	72.1
75°	1241.7	1258.4	951.7	862.9	448.2	301.4	225.8	163.4	122.1	88.8	65.0
77.5°	819.0	818.1	702.1	609.0	227.6	187.2	159.9	125.7	95.8	72.9	56.2
80°	555.4	561.5	509.7	415.6	126.5	112.5	104.6	91.4	70.3	55.4	46.6
82.5°	341.8	342.7	394.6	311.1	84.4	71.2	66.8	61.5	50.1	43.1	36.0
85°	118.6	121.3	138.0	219.7	57.1	46.6	46.6	43.1	37.8	29.0	23.7
87.5°	51.0	50.1	59.8	59.8	28.1	23.7	22.0	22.0	21.1	15.8	13.2
90°	3.5	2.6	2.6	3.5	4.4	6.2	5.3	6.2	6.2	5.3	3.5
92.5°	0.0	0.0	0.0	0.0	0.0	0.0	0.0	0.0	0.0	0.0	0.0
95°	0.0	0.0	0.0	0.0	0.0	0.0	0.0	0.0	0.0	0.0	0.0
97.5°	0.0	0.0	0.0	0.0	0.0	0.0	0.0	0.0	0.0	0.0	0.0
100°	0.0	0.0	0.0	0.0	0.0	0.0	0.0	0.0	0.0	0.0	0.0
102.5°	0.0	0.0	0.0	0.0	0.0	0.0	0.0	0.0	0.0	0.0	0.0
105°	0.0	0.0	0.0	0.0	0.0	0.0	0.0	0.0	0.0	0.0	0.0
107.5°	0.0	0.0	0.0	0.0	0.0	0.0	0.0	0.0	0.0	0.0	0.0



REPORT NUMBER: P227332

CATALOG NUMBER: ISW-AF-1000-LED-E1-SLR-7060

CANDELA DISTRIBUTION (continued):

	0°	1°	5°	10°	15°	20°	25°	30°	35°	40°	45°
110°	0.0	0.0	0.0	0.0	0.0	0.0	0.0	0.0	0.0	0.0	0.0
112.5°	0.0	0.0	0.0	0.0	0.0	0.0	0.0	0.0	0.0	0.0	0.0
115°	0.0	0.0	0.0	0.0	0.0	0.0	0.0	0.0	0.0	0.0	0.0
117.5°	0.0	0.0	0.0	0.0	0.0	0.0	0.0	0.0	0.0	0.0	0.0
120°	0.0	0.0	0.0	0.0	0.0	0.0	0.0	0.0	0.0	0.0	0.0
122.5°	0.0	0.0	0.0	0.0	0.0	0.0	0.0	0.0	0.0	0.0	0.0
125°	0.0	0.0	0.0	0.0	0.0	0.0	0.0	0.0	0.0	0.0	0.0
127.5°	0.0	0.0	0.0	0.0	0.0	0.0	0.0	0.0	0.0	0.0	0.0
130°	0.0	0.0	0.0	0.0	0.0	0.0	0.0	0.0	0.0	0.0	0.0
132.5°	0.0	0.0	0.0	0.0	0.0	0.0	0.0	0.0	0.0	0.0	0.0
135°	0.0	0.0	0.0	0.0	0.0	0.0	0.0	0.0	0.0	0.0	0.0
137.5°	0.0	0.0	0.0	0.0	0.0	0.0	0.0	0.0	0.0	0.0	0.0
140°	0.0	0.0	0.0	0.0	0.0	0.0	0.0	0.0	0.0	0.0	0.0
142.5°	0.0	0.0	0.0	0.0	0.0	0.0	0.0	0.0	0.0	0.0	0.0
145°	0.0	0.0	0.0	0.0	0.0	0.0	0.0	0.0	0.0	0.0	0.0
147.5°	0.0	0.0	0.0	0.0	0.0	0.0	0.0	0.0	0.0	0.0	0.0
150°	0.0	0.0	0.0	0.0	0.0	0.0	0.0	0.0	0.0	0.0	0.0
152.5°	0.0	0.0	0.0	0.0	0.0	0.0	0.0	0.0	0.0	0.0	0.0
155°	0.0	0.0	0.0	0.0	0.0	0.0	0.0	0.0	0.0	0.0	0.0
157.5°	0.0	0.0	0.0	0.0	0.0	0.0	0.0	0.0	0.0	0.0	0.0
160°	0.0	0.0	0.0	0.0	0.0	0.0	0.0	0.0	0.0	0.0	0.0
162.5°	0.0	0.0	0.0	0.0	0.0	0.0	0.0	0.0	0.0	0.0	0.0
165°	0.0	0.0	0.0	0.0	0.0	0.0	0.0	0.0	0.0	0.0	0.0
167.5°	0.0	0.0	0.0	0.0	0.0	0.0	0.0	0.0	0.0	0.0	0.0
170°	0.0	0.0	0.0	0.0	0.0	0.0	0.0	0.0	0.0	0.0	0.0
172.5°	0.0	0.0	0.0	0.0	0.0	0.0	0.0	0.0	0.0	0.0	0.0
175°	0.0	0.0	0.0	0.0	0.0	0.0	0.0	0.0	0.0	0.0	0.0
177.5°	0.0	0.0	0.0	0.0	0.0	0.0	0.0	0.0	0.0	0.0	0.0
180°	0.0	0.0	0.0	0.0	0.0	0.0	0.0	0.0	0.0	0.0	0.0



REPORT NUMBER: P227332

CATALOG NUMBER: ISW-AF-1000-LED-E1-SLR-7060

CANDELA DISTRIBUTION (continued):

	50°	55°	60°	65°	70°	75°	80°	85°	90°	95°	100°
0°	1725.0	1725.0	1725.0	1725.0	1725.0	1725.0	1725.0	1725.0	1725.0	1725.0	1725.0
2.5°	1575.6	1565.9	1538.7	1531.7	1540.5	1522.9	1518.5	1514.1	1481.6	1498.3	1478.9
5°	1317.2	1314.6	1259.3	1270.7	1259.3	1239.9	1232.0	1250.5	1217.9	1225.0	1229.4
7.5°	1012.3	1001.8	964.9	940.3	925.3	912.1	895.4	868.2	889.3	884.9	918.3
10°	821.6	798.8	775.9	741.7	722.3	703.9	684.5	674.0	649.4	646.8	635.3
12.5°	753.1	720.6	691.6	661.7	641.5	604.6	573.8	554.5	538.7	514.1	495.6
15°	661.7	634.5	596.7	567.7	536.0	502.6	472.8	448.2	436.7	413.9	403.3
17.5°	569.4	528.1	482.4	453.4	409.5	375.2	350.6	334.8	318.1	304.0	291.7
20°	458.7	405.1	355.9	319.0	284.7	251.3	239.9	220.6	213.5	208.3	212.7
22.5°	348.9	293.5	242.5	214.4	196.0	187.2	177.5	174.0	171.4	170.5	172.2
25°	255.7	209.1	184.5	174.0	167.0	161.7	158.2	155.5	153.8	152.9	153.8
27.5°	197.7	173.1	160.8	153.8	148.5	145.0	143.2	140.6	139.7	138.8	139.7
30°	171.4	158.2	149.4	142.4	136.2	130.1	127.4	126.5	127.4	128.3	127.4
32.5°	149.4	139.7	130.1	123.9	119.5	116.0	116.0	114.2	114.2	116.9	117.8
35°	135.3	125.7	118.6	110.7	105.5	101.9	99.3	97.5	98.4	98.4	101.1
37.5°	123.9	116.9	110.7	103.7	98.4	94.9	93.1	91.4	90.5	89.6	89.6
40°	116.0	111.6	106.3	99.3	94.0	90.5	88.8	87.0	86.1	85.2	85.2
42.5°	116.0	107.2	103.7	97.5	91.4	87.9	85.2	83.5	81.7	81.7	81.7
45°	127.4	109.8	103.7	96.7	90.5	86.1	83.5	80.8	79.1	79.1	78.2
47.5°	123.9	123.0	105.5	96.7	91.4	86.1	82.6	80.0	78.2	77.3	76.5
50°	117.8	128.3	117.8	99.3	91.4	85.2	81.7	79.1	76.5	75.6	75.6
52.5°	114.2	119.5	122.1	102.8	92.3	85.2	80.8	78.2	76.5	74.7	73.8
55°	105.5	112.5	116.9	101.1	92.3	83.5	79.1	76.5	73.8	72.9	72.1
57.5°	96.7	101.9	112.5	101.1	89.6	82.6	77.3	73.8	72.1	71.2	70.3
59°	94.0	94.0	100.2	103.7	87.9	81.7	76.5	72.9	71.2	70.3	68.5
60°	91.4	91.4	94.9	106.3	87.0	80.8	75.6	72.1	69.4	69.4	68.5
62.5°	87.9	85.2	87.0	99.3	84.4	79.1	73.8	70.3	67.7	67.7	66.8
65°	83.5	80.0	80.0	82.6	79.1	75.6	72.1	68.5	65.0	65.0	65.9
67.5°	79.1	75.6	74.7	74.7	72.9	72.1	68.5	65.0	63.3	63.3	63.3
70°	72.9	70.3	69.4	67.7	67.7	66.8	64.1	61.5	59.8	60.6	59.8
72.5°	65.9	64.1	62.4	62.4	61.5	60.6	58.0	56.2	55.4	56.2	56.2
75°	58.9	56.2	56.2	54.5	54.5	53.6	51.0	50.1	49.2	50.1	51.0
77.5°	50.1	48.3	47.5	47.5	47.5	47.5	43.9	43.1	43.1	44.8	44.8
80°	41.3	40.4	39.5	39.5	39.5	38.7	36.9	36.0	36.0	36.9	37.8
82.5°	31.6	29.9	29.9	30.8	31.6	31.6	29.0	27.2	27.2	29.0	30.8
85°	21.1	21.1	21.1	22.0	22.0	22.8	21.1	18.5	19.3	20.2	22.8
87.5°	11.4	12.3	11.4	10.5	12.3	11.4	11.4	10.5	11.4	12.3	13.2
90°	3.5	3.5	2.6	1.8	0.9	1.8	1.8	2.6	0.9	0.9	1.8
92.5°	0.0	0.0	0.0	0.0	0.0	0.0	0.0	0.0	0.0	0.0	0.0
95°	0.0	0.0	0.0	0.0	0.0	0.0	0.0	0.0	0.0	0.0	0.0
97.5°	0.0	0.0	0.0	0.0	0.0	0.0	0.0	0.0	0.0	0.0	0.0
100°	0.0	0.0	0.0	0.0	0.0	0.0	0.0	0.0	0.0	0.0	0.0
102.5°	0.0	0.0	0.0	0.0	0.0	0.0	0.0	0.0	0.0	0.0	0.0
105°	0.0	0.0	0.0	0.0	0.0	0.0	0.0	0.0	0.0	0.0	0.0
107.5°	0.0	0.0	0.0	0.0	0.0	0.0	0.0	0.0	0.0	0.0	0.0



REPORT NUMBER: P227332

CATALOG NUMBER: ISW-AF-1000-LED-E1-SLR-7060

CANDELA DISTRIBUTION (continued):

	50°	55°	60°	65°	70°	75°	80°	85°	90°	95°	100°
110°	0.0	0.0	0.0	0.0	0.0	0.0	0.0	0.0	0.0	0.0	0.0
112.5°	0.0	0.0	0.0	0.0	0.0	0.0	0.0	0.0	0.0	0.0	0.0
115°	0.0	0.0	0.0	0.0	0.0	0.0	0.0	0.0	0.0	0.0	0.0
117.5°	0.0	0.0	0.0	0.0	0.0	0.0	0.0	0.0	0.0	0.0	0.0
120°	0.0	0.0	0.0	0.0	0.0	0.0	0.0	0.0	0.0	0.0	0.0
122.5°	0.0	0.0	0.0	0.0	0.0	0.0	0.0	0.0	0.0	0.0	0.0
125°	0.0	0.0	0.0	0.0	0.0	0.0	0.0	0.0	0.0	0.0	0.0
127.5°	0.0	0.0	0.0	0.0	0.0	0.0	0.0	0.0	0.0	0.0	0.0
130°	0.0	0.0	0.0	0.0	0.0	0.0	0.0	0.0	0.0	0.0	0.0
132.5°	0.0	0.0	0.0	0.0	0.0	0.0	0.0	0.0	0.0	0.0	0.0
135°	0.0	0.0	0.0	0.0	0.0	0.0	0.0	0.0	0.0	0.0	0.0
137.5°	0.0	0.0	0.0	0.0	0.0	0.0	0.0	0.0	0.0	0.0	0.0
140°	0.0	0.0	0.0	0.0	0.0	0.0	0.0	0.0	0.0	0.0	0.0
142.5°	0.0	0.0	0.0	0.0	0.0	0.0	0.0	0.0	0.0	0.0	0.0
145°	0.0	0.0	0.0	0.0	0.0	0.0	0.0	0.0	0.0	0.0	0.0
147.5°	0.0	0.0	0.0	0.0	0.0	0.0	0.0	0.0	0.0	0.0	0.0
150°	0.0	0.0	0.0	0.0	0.0	0.0	0.0	0.0	0.0	0.0	0.0
152.5°	0.0	0.0	0.0	0.0	0.0	0.0	0.0	0.0	0.0	0.0	0.0
155°	0.0	0.0	0.0	0.0	0.0	0.0	0.0	0.0	0.0	0.0	0.0
157.5°	0.0	0.0	0.0	0.0	0.0	0.0	0.0	0.0	0.0	0.0	0.0
160°	0.0	0.0	0.0	0.0	0.0	0.0	0.0	0.0	0.0	0.0	0.0
162.5°	0.0	0.0	0.0	0.0	0.0	0.0	0.0	0.0	0.0	0.0	0.0
165°	0.0	0.0	0.0	0.0	0.0	0.0	0.0	0.0	0.0	0.0	0.0
167.5°	0.0	0.0	0.0	0.0	0.0	0.0	0.0	0.0	0.0	0.0	0.0
170°	0.0	0.0	0.0	0.0	0.0	0.0	0.0	0.0	0.0	0.0	0.0
172.5°	0.0	0.0	0.0	0.0	0.0	0.0	0.0	0.0	0.0	0.0	0.0
175°	0.0	0.0	0.0	0.0	0.0	0.0	0.0	0.0	0.0	0.0	0.0
177.5°	0.0	0.0	0.0	0.0	0.0	0.0	0.0	0.0	0.0	0.0	0.0
180°	0.0	0.0	0.0	0.0	0.0	0.0	0.0	0.0	0.0	0.0	0.0



REPORT NUMBER: P227332

CATALOG NUMBER: ISW-AF-1000-LED-E1-SLR-7060

CANDELA DISTRIBUTION (continued):

	105°	110°	115°	120°	125°	130°	135°	140°	145°	150°	155°
0°	1725.0	1725.0	1725.0	1725.0	1725.0	1725.0	1725.0	1725.0	1725.0	1725.0	1725.0
2.5°	1496.5	1481.6	1473.7	1504.4	1501.8	1475.4	1475.4	1493.9	1494.8	1478.9	1497.4
5°	1234.6	1219.7	1233.8	1221.5	1228.5	1227.6	1238.2	1218.8	1226.7	1219.7	1203.0
7.5°	915.7	945.5	961.4	941.1	966.6	979.8	961.4	979.8	950.8	927.1	949.9
10°	630.1	663.5	657.3	689.8	702.1	709.2	722.3	705.6	685.4	679.3	662.6
12.5°	488.6	481.6	478.9	492.1	500.0	488.6	498.3	487.7	477.2	458.7	457.8
15°	382.3	370.8	362.9	348.0	342.7	345.3	349.7	349.7	328.7	329.5	337.4
17.5°	290.0	287.4	281.2	268.9	261.0	263.6	262.7	258.4	255.7	257.5	267.1
20°	217.9	215.3	218.8	222.3	219.7	220.6	217.1	212.7	210.9	212.7	214.4
22.5°	172.2	175.8	180.1	185.4	186.3	190.7	189.8	190.7	187.2	185.4	181.0
25°	157.3	159.1	156.4	157.3	157.3	161.7	160.8	160.8	157.3	156.4	157.3
27.5°	138.8	138.0	138.0	139.7	139.7	142.4	144.1	142.4	138.8	138.0	138.8
30°	128.3	127.4	126.5	127.4	126.5	127.4	129.2	129.2	127.4	124.8	125.7
32.5°	117.8	117.8	116.9	117.8	116.9	116.9	118.6	116.0	116.0	115.1	115.1
35°	103.7	105.5	107.2	108.1	108.1	108.1	109.8	107.2	106.3	105.5	105.5
37.5°	89.6	91.4	96.7	99.3	100.2	101.9	102.8	101.1	99.3	97.5	95.8
40°	85.2	85.2	87.0	90.5	94.0	94.9	96.7	94.0	93.1	90.5	87.9
42.5°	81.7	82.6	82.6	83.5	84.4	86.1	88.8	86.1	84.4	82.6	80.0
45°	79.1	79.1	79.1	79.1	78.2	78.2	79.1	77.3	76.5	75.6	75.6
47.5°	77.3	76.5	75.6	74.7	73.8	72.9	72.9	71.2	71.2	71.2	71.2
50°	75.6	73.8	72.9	72.1	70.3	70.3	70.3	68.5	67.7	67.7	68.5
52.5°	72.9	72.1	71.2	70.3	69.4	68.5	68.5	66.8	65.9	65.9	65.9
55°	72.1	71.2	69.4	68.5	67.7	68.5	67.7	66.8	65.0	65.0	65.0
57.5°	69.4	70.3	69.4	67.7	67.7	67.7	67.7	65.9	65.0	63.3	64.1
59°	68.5	69.4	68.5	67.7	66.8	67.7	67.7	65.0	64.1	63.3	63.3
60°	67.7	68.5	67.7	66.8	66.8	67.7	66.8	65.9	64.1	61.5	62.4
62.5°	66.8	66.8	65.9	65.9	65.0	65.9	65.0	63.3	61.5	59.8	58.9
65°	65.0	65.0	64.1	64.1	63.3	63.3	63.3	61.5	59.8	58.0	58.0
67.5°	64.1	63.3	62.4	62.4	61.5	61.5	61.5	59.8	57.1	56.2	55.4
70°	60.6	59.8	59.8	58.9	58.0	58.9	59.8	57.1	54.5	52.7	51.8
72.5°	57.1	56.2	56.2	55.4	55.4	56.2	57.1	54.5	51.0	49.2	48.3
75°	51.8	51.0	51.0	51.0	51.0	52.7	52.7	50.1	47.5	44.8	43.1
77.5°	44.8	45.7	45.7	45.7	45.7	47.5	47.5	45.7	43.1	41.3	38.7
80°	38.7	38.7	39.5	39.5	40.4	40.4	39.5	38.7	37.8	36.0	32.5
82.5°	32.5	32.5	32.5	32.5	32.5	31.6	29.9	31.6	31.6	29.9	27.2
85°	25.5	25.5	25.5	26.4	26.4	23.7	21.1	21.1	23.7	22.8	21.1
87.5°	14.9	14.9	15.8	18.5	16.7	15.8	13.2	14.1	13.2	14.9	12.3
90°	3.5	2.6	2.6	0.9	1.8	0.0	0.0	0.0	0.0	0.0	0.0
92.5°	0.0	0.0	0.0	0.0	0.0	0.0	0.0	0.0	0.0	0.0	0.0
95°	0.0	0.0	0.0	0.0	0.0	0.0	0.0	0.0	0.0	0.0	0.0
97.5°	0.0	0.0	0.0	0.0	0.0	0.0	0.0	0.0	0.0	0.0	0.0
100°	0.0	0.0	0.0	0.0	0.0	0.0	0.0	0.0	0.0	0.0	0.0
102.5°	0.0	0.0	0.0	0.0	0.0	0.0	0.0	0.0	0.0	0.0	0.0
105°	0.0	0.0	0.0	0.0	0.0	0.0	0.0	0.0	0.0	0.0	0.0
107.5°	0.0	0.0	0.0	0.0	0.0	0.0	0.0	0.0	0.0	0.0	0.0



REPORT NUMBER: P227332
 CATALOG NUMBER: ISW-AF-1000-LED-E1-SLR-7060

REPORT N
 CATALOG

CANDELA DISTRIBUTION (continued):

CANDELA

	105°	110°	115°	120°	125°	130°	135°	140°	145°	150°	155°	
110°	0.0	0.0	0.0	0.0	0.0	0.0	0.0	0.0	0.0	0.0	0.0	0°
112.5°	0.0	0.0	0.0	0.0	0.0	0.0	0.0	0.0	0.0	0.0	0.0	2.5°
115°	0.0	0.0	0.0	0.0	0.0	0.0	0.0	0.0	0.0	0.0	0.0	5°
117.5°	0.0	0.0	0.0	0.0	0.0	0.0	0.0	0.0	0.0	0.0	0.0	7.5°
120°	0.0	0.0	0.0	0.0	0.0	0.0	0.0	0.0	0.0	0.0	0.0	10°
122.5°	0.0	0.0	0.0	0.0	0.0	0.0	0.0	0.0	0.0	0.0	0.0	12.5°
125°	0.0	0.0	0.0	0.0	0.0	0.0	0.0	0.0	0.0	0.0	0.0	15°
127.5°	0.0	0.0	0.0	0.0	0.0	0.0	0.0	0.0	0.0	0.0	0.0	17.5°
130°	0.0	0.0	0.0	0.0	0.0	0.0	0.0	0.0	0.0	0.0	0.0	20°
132.5°	0.0	0.0	0.0	0.0	0.0	0.0	0.0	0.0	0.0	0.0	0.0	22.5°
135°	0.0	0.0	0.0	0.0	0.0	0.0	0.0	0.0	0.0	0.0	0.0	25°
137.5°	0.0	0.0	0.0	0.0	0.0	0.0	0.0	0.0	0.0	0.0	0.0	27.5°
140°	0.0	0.0	0.0	0.0	0.0	0.0	0.0	0.0	0.0	0.0	0.0	30°
142.5°	0.0	0.0	0.0	0.0	0.0	0.0	0.0	0.0	0.0	0.0	0.0	32.5°
145°	0.0	0.0	0.0	0.0	0.0	0.0	0.0	0.0	0.0	0.0	0.0	35°
147.5°	0.0	0.0	0.0	0.0	0.0	0.0	0.0	0.0	0.0	0.0	0.0	37.5°
150°	0.0	0.0	0.0	0.0	0.0	0.0	0.0	0.0	0.0	0.0	0.0	40°
152.5°	0.0	0.0	0.0	0.0	0.0	0.0	0.0	0.0	0.0	0.0	0.0	42.5°
155°	0.0	0.0	0.0	0.0	0.0	0.0	0.0	0.0	0.0	0.0	0.0	45°
157.5°	0.0	0.0	0.0	0.0	0.0	0.0	0.0	0.0	0.0	0.0	0.0	47.5°
160°	0.0	0.0	0.0	0.0	0.0	0.0	0.0	0.0	0.0	0.0	0.0	50°
162.5°	0.0	0.0	0.0	0.0	0.0	0.0	0.0	0.0	0.0	0.0	0.0	52.5°
165°	0.0	0.0	0.0	0.0	0.0	0.0	0.0	0.0	0.0	0.0	0.0	55°
167.5°	0.0	0.0	0.0	0.0	0.0	0.0	0.0	0.0	0.0	0.0	0.0	57.5°
170°	0.0	0.0	0.0	0.0	0.0	0.0	0.0	0.0	0.0	0.0	0.0	59°
172.5°	0.0	0.0	0.0	0.0	0.0	0.0	0.0	0.0	0.0	0.0	0.0	60°
175°	0.0	0.0	0.0	0.0	0.0	0.0	0.0	0.0	0.0	0.0	0.0	62.5°
177.5°	0.0	0.0	0.0	0.0	0.0	0.0	0.0	0.0	0.0	0.0	0.0	65°
180°	0.0	0.0	0.0	0.0	0.0	0.0	0.0	0.0	0.0	0.0	0.0	67.5°
												70°
												72.5°
												75°
												77.5°
												80°
												82.5°
												85°
												87.5°
												90°
												92.5°
												95°
												97.5°
												100°
												102.5°
												105°
												107.5°

'227332
 ISW-AF-1000-LED-E1-SLR-7060

REPORT NUMBER: P227332
 CATALOG NUMBER: ISW-AF-10

TION (continued):

CANDELA DISTRIBUTION (con

165°	170°	175°	180°	185°	190°	195°	200°	205°	210°		215°	220°
0.0	0.0	0.0	0.0	0.0	0.0	0.0	0.0	0.0	0.0	0°	1725.0	1725.0
0.0	0.0	0.0	0.0	0.0	0.0	0.0	0.0	0.0	0.0	2.5°	1614.3	1622.2
0.0	0.0	0.0	0.0	0.0	0.0	0.0	0.0	0.0	0.0	5°	1304.1	1334.8
0.0	0.0	0.0	0.0	0.0	0.0	0.0	0.0	0.0	0.0	7.5°	986.0	1027.3
0.0	0.0	0.0	0.0	0.0	0.0	0.0	0.0	0.0	0.0	10°	790.0	818.1
0.0	0.0	0.0	0.0	0.0	0.0	0.0	0.0	0.0	0.0	12.5°	693.3	733.8
0.0	0.0	0.0	0.0	0.0	0.0	0.0	0.0	0.0	0.0	15°	594.9	638.9
0.0	0.0	0.0	0.0	0.0	0.0	0.0	0.0	0.0	0.0	17.5°	487.7	541.3
0.0	0.0	0.0	0.0	0.0	0.0	0.0	0.0	0.0	0.0	20°	372.6	425.3
0.0	0.0	0.0	0.0	0.0	0.0	0.0	0.0	0.0	0.0	22.5°	261.9	306.7
0.0	0.0	0.0	0.0	0.0	0.0	0.0	0.0	0.0	0.0	25°	190.7	210.9
0.0	0.0	0.0	0.0	0.0	0.0	0.0	0.0	0.0	0.0	27.5°	169.6	177.5
0.0	0.0	0.0	0.0	0.0	0.0	0.0	0.0	0.0	0.0	30°	159.1	164.3
0.0	0.0	0.0	0.0	0.0	0.0	0.0	0.0	0.0	0.0	32.5°	143.2	148.5
0.0	0.0	0.0	0.0	0.0	0.0	0.0	0.0	0.0	0.0	35°	125.7	132.7
0.0	0.0	0.0	0.0	0.0	0.0	0.0	0.0	0.0	0.0	37.5°	116.9	122.1
0.0	0.0	0.0	0.0	0.0	0.0	0.0	0.0	0.0	0.0	40°	111.6	112.5
0.0	0.0	0.0	0.0	0.0	0.0	0.0	0.0	0.0	0.0	42.5°	107.2	107.2
0.0	0.0	0.0	0.0	0.0	0.0	0.0	0.0	0.0	0.0	45°	104.6	107.2
0.0	0.0	0.0	0.0	0.0	0.0	0.0	0.0	0.0	0.0	47.5°	106.3	117.8
0.0	0.0	0.0	0.0	0.0	0.0	0.0	0.0	0.0	0.0	50°	119.5	116.0
0.0	0.0	0.0	0.0	0.0	0.0	0.0	0.0	0.0	0.0	52.5°	122.1	109.0
0.0	0.0	0.0	0.0	0.0	0.0	0.0	0.0	0.0	0.0	55°	111.6	104.6
0.0	0.0	0.0	0.0	0.0	0.0	0.0	0.0	0.0	0.0	57.5°	100.2	91.4
0.0	0.0	0.0	0.0	0.0	0.0	0.0	0.0	0.0	0.0	59°	89.6	84.4
0.0	0.0	0.0	0.0	0.0	0.0	0.0	0.0	0.0	0.0	60°	83.5	81.7
0.0	0.0	0.0	0.0	0.0	0.0	0.0	0.0	0.0	0.0	62.5°	76.5	78.2
0.0	0.0	0.0	0.0	0.0	0.0	0.0	0.0	0.0	0.0	65°	71.2	74.7
0.0	0.0	0.0	0.0	0.0	0.0	0.0	0.0	0.0	0.0	67.5°	68.5	71.2
										70°	64.1	65.9
										72.5°	59.8	60.6
										75°	53.6	54.5
										77.5°	47.5	47.5
										80°	38.7	38.7
										82.5°	29.9	29.0
										85°	19.3	18.5
										87.5°	8.8	7.0
										90°	0.0	0.0
										92.5°	0.0	0.0
										95°	0.0	0.0
										97.5°	0.0	0.0
										100°	0.0	0.0
										102.5°	0.0	0.0
										105°	0.0	0.0
										107.5°	0.0	0.0



REPORT NUMBER: P227332

CATALOG NUMBER: ISW-AF-1000-LED-E1-SLR-706C

1-SLR-7060

CANDELA DISTRIBUTION (continued):

230°	235°	240°	245°	250°	255°	260°	265°		270°	275°	280°	285°
0.0	0.0	0.0	0.0	0.0	0.0	0.0	0.0	0°	1725.0	1725.0	1725.0	1725.0
0.0	0.0	0.0	0.0	0.0	0.0	0.0	0.0	2.5°	1846.3	1864.7	1880.5	1892.8
0.0	0.0	0.0	0.0	0.0	0.0	0.0	0.0	5°	1762.8	1805.8	1857.7	1901.6
0.0	0.0	0.0	0.0	0.0	0.0	0.0	0.0	7.5°	1614.3	1668.7	1753.1	1805.0
0.0	0.0	0.0	0.0	0.0	0.0	0.0	0.0	10°	1473.7	1553.6	1645.9	1720.6
0.0	0.0	0.0	0.0	0.0	0.0	0.0	0.0	12.5°	1377.9	1477.2	1565.1	1648.5
0.0	0.0	0.0	0.0	0.0	0.0	0.0	0.0	15°	1351.5	1452.6	1531.7	1608.1
0.0	0.0	0.0	0.0	0.0	0.0	0.0	0.0	17.5°	1404.2	1505.3	1573.0	1619.5
0.0	0.0	0.0	0.0	0.0	0.0	0.0	0.0	20°	1528.1	1636.2	1679.3	1675.8
0.0	0.0	0.0	0.0	0.0	0.0	0.0	0.0	22.5°	1697.7	1811.1	1811.1	1776.0
0.0	0.0	0.0	0.0	0.0	0.0	0.0	0.0	25°	1921.8	2003.6	1958.7	1892.0
0.0	0.0	0.0	0.0	0.0	0.0	0.0	0.0	27.5°	2080.9	2157.3	2079.1	1969.3
0.0	0.0	0.0	0.0	0.0	0.0	0.0	0.0	30°	2212.7	2268.9	2169.6	2036.9
0.0	0.0	0.0	0.0	0.0	0.0	0.0	0.0	32.5°	2328.7	2370.0	2239.1	2108.1
0.0	0.0	0.0	0.0	0.0	0.0	0.0	0.0	35°	2467.5	2482.5	2311.1	2171.4
0.0	0.0	0.0	0.0	0.0	0.0	0.0	0.0	37.5°	2621.3	2633.6	2414.8	2240.8
0.0	0.0	0.0	0.0	0.0	0.0	0.0	0.0	40°	2802.3	2758.4	2491.3	2305.0
0.0	0.0	0.0	0.0	0.0	0.0	0.0	0.0	42.5°	2913.9	2841.9	2546.6	2338.4
0.0	0.0	0.0	0.0	0.0	0.0	0.0	0.0	45°	3001.8	2903.4	2572.1	2357.7
0.0	0.0	0.0	0.0	0.0	0.0	0.0	0.0	47.5°	3109.9	2993.9	2616.9	2392.8
0.0	0.0	0.0	0.0	0.0	0.0	0.0	0.0	50°	3252.3	3119.6	2730.3	2492.1
0.0	0.0	0.0	0.0	0.0	0.0	0.0	0.0	52.5°	3544.0	3379.7	2934.2	2665.3
0.0	0.0	0.0	0.0	0.0	0.0	0.0	0.0	55°	3879.7	3724.1	3260.2	2950.8
0.0	0.0	0.0	0.0	0.0	0.0	0.0	0.0	57.5°	4148.6	4044.0	3551.0	3209.2
0.0	0.0	0.0	0.0	0.0	0.0	0.0	0.0	59°	4247.9	4203.1	3756.7	3428.0
0.0	0.0	0.0	0.0	0.0	0.0	0.0	0.0	60°	4284.8	4323.5	3865.6	3561.6
0.0	0.0	0.0	0.0	0.0	0.0	0.0	0.0	62.5°	4310.3	4478.1	4219.8	3960.5
0.0	0.0	0.0	0.0	0.0	0.0	0.0	0.0	65°	4257.6	4503.6	4363.0	4203.9
0.0	0.0	0.0	0.0	0.0	0.0	0.0	0.0	67.5°	4028.2	4322.6	4295.3	4155.6
								70°	3558.9	3886.7	3981.6	3783.0
								72.5°	2677.6	3084.4	3602.0	3290.9
								75°	1744.3	2120.4	3075.6	2819.0
								77.5°	1092.3	1323.4	2194.2	1974.6
								80°	726.7	850.6	1392.8	1268.0
								82.5°	546.6	602.8	957.8	900.7
								85°	288.2	367.3	745.2	944.7
								87.5°	108.1	120.4	560.6	844.5
								90°	0.0	0.0	0.9	0.0
								92.5°	0.0	0.0	0.0	0.0
								95°	0.0	0.0	0.0	0.0
								97.5°	0.0	0.0	0.0	0.0
								100°	0.0	0.0	0.0	0.0
								102.5°	0.0	0.0	0.0	0.0
								105°	0.0	0.0	0.0	0.0
								107.5°	0.0	0.0	0.0	0.0



REPORT NUMBER: P227332

CATALOG NUMBER: ISW-AF-1000-LED-E1-SLR-7060

CANDELA DISTRIBUTION (continued):

290°	295°	300°	305°	310°	315°	320°		270°	275°	280°	285°	290°
1725.0	1725.0	1725.0	1725.0	1725.0	1725.0	1725.0	110°	0.0	0.0	0.0	0.0	0.0
1903.4	1919.2	1928.9	1921.8	1933.3	1935.9	1923.6	112.5°	0.0	0.0	0.0	0.0	0.0
1938.5	1982.5	2014.1	2036.1	2044.9	2052.8	2049.2	115°	0.0	0.0	0.0	0.0	0.0
1873.5	1941.2	2000.0	2040.5	2054.5	2065.1	2055.4	117.5°	0.0	0.0	0.0	0.0	0.0
1801.4	1871.7	1927.1	1967.5	1966.6	1977.2	1958.7	120°	0.0	0.0	0.0	0.0	0.0
1733.8	1802.3	1851.5	1849.8	1837.5	1806.7	1801.4	122.5°	0.0	0.0	0.0	0.0	0.0
1680.2	1716.2	1728.5	1725.9	1690.7	1673.1	1670.5	125°	0.0	0.0	0.0	0.0	0.0
1653.8	1652.1	1623.9	1593.2	1559.8	1558.0	1535.2	127.5°	0.0	0.0	0.0	0.0	0.0
1658.2	1601.1	1549.2	1496.5	1460.5	1452.6	1455.2	130°	0.0	0.0	0.0	0.0	0.0
1713.6	1612.5	1515.0	1461.4	1419.2	1406.9	1412.2	132.5°	0.0	0.0	0.0	0.0	0.0
1783.0	1647.7	1526.4	1444.7	1410.4	1395.5	1398.1	135°	0.0	0.0	0.0	0.0	0.0
1829.6	1688.1	1564.2	1463.1	1416.5	1402.5	1411.3	137.5°	0.0	0.0	0.0	0.0	0.0
1889.3	1743.4	1615.1	1510.6	1441.2	1422.7	1428.8	140°	0.0	0.0	0.0	0.0	0.0
1948.2	1803.2	1687.2	1568.6	1484.2	1449.9	1459.6	142.5°	0.0	0.0	0.0	0.0	0.0
2011.5	1872.6	1755.7	1647.7	1548.4	1494.8	1507.1	145°	0.0	0.0	0.0	0.0	0.0
2085.3	1953.5	1853.3	1754.0	1652.1	1607.2	1612.5	147.5°	0.0	0.0	0.0	0.0	0.0
2156.5	2032.6	1968.4	1894.6	1834.8	1766.3	1766.3	150°	0.0	0.0	0.0	0.0	0.0
2198.6	2135.4	2117.8	2096.7	2061.6	2012.3	2001.8	152.5°	0.0	0.0	0.0	0.0	0.0
2250.5	2257.5	2297.9	2340.1	2350.7	2302.3	2287.4	155°	0.0	0.0	0.0	0.0	0.0
2348.0	2421.8	2554.5	2669.6	2692.5	2732.0	2686.3	157.5°	0.0	0.0	0.0	0.0	0.0
2485.1	2621.3	2845.4	3033.4	3087.1	3090.6	3094.1	160°	0.0	0.0	0.0	0.0	0.0
2641.5	2836.6	3132.7	3356.8	3452.6	3478.1	3459.6	162.5°	0.0	0.0	0.0	0.0	0.0
2909.5	3086.2	3410.4	3652.1	3775.1	3834.9	3819.1	165°	0.0	0.0	0.0	0.0	0.0
3174.9	3394.6	3680.2	3918.4	4049.3	4116.1	4130.1	167.5°	0.0	0.0	0.0	0.0	0.0
3356.0	3561.6	3825.2	4044.9	4174.1	4254.0	4261.1	170°	0.0	0.0	0.0	0.0	0.0
3466.7	3654.7	3912.2	4105.5	4234.7	4302.4	4327.0	172.5°	0.0	0.0	0.0	0.0	0.0
3802.4	3836.6	4012.4	4139.8	4230.3	4261.1	4279.5	175°	0.0	0.0	0.0	0.0	0.0
3959.7	3816.4	3796.2	3875.3	3883.2	3863.0	3837.5	177.5°	0.0	0.0	0.0	0.0	0.0
3740.8	3406.0	3282.1	3271.6	3239.1	3225.9	3145.1	180°	0.0	0.0	0.0	0.0	0.0
3248.7	2766.3	2547.5	2428.9	2500.9	2498.3	2415.7						
2737.3	2246.1	1962.3	1791.8	1770.7	1767.2	1695.1						
2223.2	1762.8	1514.1	1431.5	1332.2	1302.3	1314.6						
1602.8	1258.4	1205.6	1268.9	1276.8	1254.0	1238.2						
1009.7	946.4	997.4	1112.5	1180.2	1150.3	1161.7						
841.8	745.2	748.7	870.0	915.7	922.7	899.0						
934.1	746.1	611.6	596.7	580.9	365.6	508.8						
841.8	577.3	340.1	280.3	172.2	99.3	102.8						
0.0	0.0	0.0	0.0	0.0	0.0	0.0						
0.0	0.0	0.0	0.0	0.0	0.0	0.0						
0.0	0.0	0.0	0.0	0.0	0.0	0.0						
0.0	0.0	0.0	0.0	0.0	0.0	0.0						
0.0	0.0	0.0	0.0	0.0	0.0	0.0						
0.0	0.0	0.0	0.0	0.0	0.0	0.0						
0.0	0.0	0.0	0.0	0.0	0.0	0.0						
0.0	0.0	0.0	0.0	0.0	0.0	0.0						
0.0	0.0	0.0	0.0	0.0	0.0	0.0						



REPORT NUMBER: P227332

CATALOG NUMBER: ISW-AF-1000-LED-E1-SLR-7060

CANDELA DISTRIBUTION (continued):

295°	300°	305°	310°	315°	320°		325°	330°	335°	340°	345°	350°
0.0	0.0	0.0	0.0	0.0	0.0	0°	1725.0	1725.0	1725.0	1725.0	1725.0	1725.0
0.0	0.0	0.0	0.0	0.0	0.0	2.5°	1921.0	1904.3	1885.8	1861.2	1865.6	1835.7
0.0	0.0	0.0	0.0	0.0	0.0	5°	2022.0	1993.0	1953.5	1903.4	1856.8	1797.0
0.0	0.0	0.0	0.0	0.0	0.0	7.5°	2011.5	1964.9	1899.0	1823.4	1761.9	1675.8
0.0	0.0	0.0	0.0	0.0	0.0	10°	1921.0	1860.3	1806.7	1728.5	1648.5	1573.0
0.0	0.0	0.0	0.0	0.0	0.0	12.5°	1794.4	1760.1	1713.6	1654.7	1577.4	1500.0
0.0	0.0	0.0	0.0	0.0	0.0	15°	1656.4	1659.1	1631.0	1615.1	1576.5	1515.0
0.0	0.0	0.0	0.0	0.0	0.0	17.5°	1543.1	1569.4	1584.4	1609.0	1613.4	1583.5
0.0	0.0	0.0	0.0	0.0	0.0	20°	1467.5	1504.4	1551.0	1618.7	1689.8	1720.6
0.0	0.0	0.0	0.0	0.0	0.0	22.5°	1425.3	1471.0	1545.7	1668.7	1798.8	1877.0
0.0	0.0	0.0	0.0	0.0	0.0	25°	1417.4	1478.1	1582.6	1732.9	1901.6	2011.5
0.0	0.0	0.0	0.0	0.0	0.0	27.5°	1430.6	1509.7	1633.6	1805.0	1971.0	2130.1
0.0	0.0	0.0	0.0	0.0	0.0	30°	1472.8	1565.1	1700.4	1884.9	2057.2	2215.3
0.0	0.0	0.0	0.0	0.0	0.0	32.5°	1513.2	1627.4	1776.8	1957.0	2130.1	2287.4
0.0	0.0	0.0	0.0	0.0	0.0	35°	1578.2	1693.4	1846.3	2012.3	2180.2	2358.6
0.0	0.0	0.0	0.0	0.0	0.0	37.5°	1677.5	1778.6	1900.7	2055.4	2230.3	2414.8
0.0	0.0	0.0	0.0	0.0	0.0	40°	1819.0	1885.8	1964.9	2087.0	2254.9	2452.6
0.0	0.0	0.0	0.0	0.0	0.0	42.5°	2030.8	2044.9	2072.1	2135.4	2276.8	2496.5
0.0	0.0	0.0	0.0	0.0	0.0	45°	2304.1	2261.9	2238.2	2229.4	2326.1	2524.7
0.0	0.0	0.0	0.0	0.0	0.0	47.5°	2621.3	2538.7	2443.8	2398.1	2421.0	2569.5
0.0	0.0	0.0	0.0	0.0	0.0	50°	3034.3	2899.9	2713.6	2581.8	2570.3	2701.3
0.0	0.0	0.0	0.0	0.0	0.0	52.5°	3413.1	3237.3	3002.7	2847.2	2783.9	2947.3
0.0	0.0	0.0	0.0	0.0	0.0	55°	3770.7	3635.4	3370.0	3176.7	3154.7	3273.3
0.0	0.0	0.0	0.0	0.0	0.0	57.5°	4084.4	3967.6	3750.5	3498.3	3507.1	3622.2
0.0	0.0	0.0	0.0	0.0	0.0	59°	4247.0	4149.5	3948.2	3691.6	3711.0	3869.1
0.0	0.0	0.0	0.0	0.0	0.0	60°	4305.0	4223.3	4031.7	3815.5	3840.1	4004.5
0.0	0.0	0.0	0.0	0.0	0.0	62.5°	4300.6	4247.9	4109.0	4007.1	4132.8	4253.2
0.0	0.0	0.0	0.0	0.0	0.0	65°	3890.2	3810.3	3794.4	3972.8	4215.4	4331.4
0.0	0.0	0.0	0.0	0.0	0.0	67.5°	3094.1	3131.9	3282.1	3588.8	3995.7	4164.4
						70°	2297.9	2364.7	2565.1	2950.0	3508.9	3800.6
						72.5°	1689.8	1756.6	1941.2	2363.0	2886.7	3145.1
						75°	1326.0	1346.2	1478.9	1810.2	2275.1	2486.9
						77.5°	1225.0	1164.3	1109.9	1287.4	1534.3	1716.2
						80°	1140.6	1025.5	897.2	950.8	1010.6	1203.9
						82.5°	885.8	809.3	709.2	777.7	805.8	812.0
						85°	518.5	461.3	584.4	827.8	819.0	717.1
						87.5°	182.8	237.3	267.1	458.7	554.5	479.8
						90°	0.0	2.6	7.9	8.8	13.2	4.4
						92.5°	0.0	0.0	0.0	0.0	0.0	0.0
						95°	0.0	0.0	0.0	0.0	0.0	0.0
						97.5°	0.0	0.0	0.0	0.0	0.0	0.0
						100°	0.0	0.0	0.0	0.0	0.0	0.0
						102.5°	0.0	0.0	0.0	0.0	0.0	0.0
						105°	0.0	0.0	0.0	0.0	0.0	0.0
						107.5°	0.0	0.0	0.0	0.0	0.0	0.0



REPORT NUMBER: P227332

CATALOG NUMBER: ISW-AF-1000-LED-E1-SLR-7060

CANDELA DISTRIBUTION (continued):

355°	359°	360°		325°	330°	335°	340°	345°	350°	355°
1725.0	1725.0	1725.0	110°	0.0	0.0	0.0	0.0	0.0	0.0	0.0
1812.0	1787.4	1785.6	112.5°	0.0	0.0	0.0	0.0	0.0	0.0	0.0
1749.6	1694.2	1676.7	115°	0.0	0.0	0.0	0.0	0.0	0.0	0.0
1601.1	1536.9	1523.8	117.5°	0.0	0.0	0.0	0.0	0.0	0.0	0.0
1476.3	1405.1	1392.8	120°	0.0	0.0	0.0	0.0	0.0	0.0	0.0
1412.2	1344.5	1329.6	122.5°	0.0	0.0	0.0	0.0	0.0	0.0	0.0
1436.8	1362.1	1354.2	125°	0.0	0.0	0.0	0.0	0.0	0.0	0.0
1529.0	1449.9	1453.5	127.5°	0.0	0.0	0.0	0.0	0.0	0.0	0.0
1687.2	1636.2	1623.9	130°	0.0	0.0	0.0	0.0	0.0	0.0	0.0
1894.6	1839.2	1823.4	132.5°	0.0	0.0	0.0	0.0	0.0	0.0	0.0
2071.2	2043.1	2032.6	135°	0.0	0.0	0.0	0.0	0.0	0.0	0.0
2198.6	2211.8	2201.3	137.5°	0.0	0.0	0.0	0.0	0.0	0.0	0.0
2300.6	2344.5	2339.2	140°	0.0	0.0	0.0	0.0	0.0	0.0	0.0
2405.1	2490.4	2493.9	142.5°	0.0	0.0	0.0	0.0	0.0	0.0	0.0
2482.5	2632.7	2663.5	145°	0.0	0.0	0.0	0.0	0.0	0.0	0.0
2581.8	2783.0	2814.6	147.5°	0.0	0.0	0.0	0.0	0.0	0.0	0.0
2657.3	2893.7	2932.4	150°	0.0	0.0	0.0	0.0	0.0	0.0	0.0
2731.2	2985.1	3027.3	152.5°	0.0	0.0	0.0	0.0	0.0	0.0	0.0
2791.8	3075.6	3118.7	155°	0.0	0.0	0.0	0.0	0.0	0.0	0.0
2860.3	3163.5	3205.7	157.5°	0.0	0.0	0.0	0.0	0.0	0.0	0.0
2983.4	3301.5	3351.6	160°	0.0	0.0	0.0	0.0	0.0	0.0	0.0
3247.9	3557.2	3628.4	162.5°	0.0	0.0	0.0	0.0	0.0	0.0	0.0
3630.1	3910.4	3966.7	165°	0.0	0.0	0.0	0.0	0.0	0.0	0.0
3974.6	4150.3	4165.3	167.5°	0.0	0.0	0.0	0.0	0.0	0.0	0.0
4116.1	4216.2	4211.9	170°	0.0	0.0	0.0	0.0	0.0	0.0	0.0
4219.8	4232.1	4207.5	172.5°	0.0	0.0	0.0	0.0	0.0	0.0	0.0
4276.0	4159.1	4116.9	175°	0.0	0.0	0.0	0.0	0.0	0.0	0.0
4129.3	3966.7	3911.3	177.5°	0.0	0.0	0.0	0.0	0.0	0.0	0.0
3705.7	3619.6	3556.3	180°	0.0	0.0	0.0	0.0	0.0	0.0	0.0
3152.1	2934.2	2892.8								
2389.3	2102.0	2040.5								
1669.6	1325.2	1241.7								
1097.6	850.6	819.0								
711.8	565.0	555.4								
496.5	370.8	341.8								
304.9	123.9	118.6								
94.9	57.1	51.0								
2.6	3.5	3.5								
0.0	0.0	0.0								
0.0	0.0	0.0								
0.0	0.0	0.0								
0.0	0.0	0.0								
0.0	0.0	0.0								
0.0	0.0	0.0								
0.0	0.0	0.0								
0.0	0.0	0.0								
0.0	0.0	0.0								

